

St Helen's Close Playground

Woodland Edge Planting

Remove 1m wide strip of asphalt, cultivate the ground and plant with the following whips (0.5m-1m in height), to be protected by biodegradable tube and supported with cane. Whips to be surrounded by 500mm wide bark mulch. Whips to be planted approximately 1m spacing in random order. Bare ground to be seeded with Emorsgate woodland edge seed mix EW1F EW1F Wild Flowers for Woodland - Emorsgate Seeds (wildseed.co.uk) (Total 120g). Mix seed with sand to assist with even sowing.

Common Name	Scientific Name	Native to the UK?	Size	No. of Plants
Dogwood	<i>Cornus sanguinea</i>	Yes	>1m	10
Apple	<i>Malus domestica</i>	No	>1m	10
Hazel	<i>Corylus avellana</i>	Yes	>1m	10
Guelder rose	<i>Viburnum opulus</i>	Yes	>1m	10

Wildflower Meadow

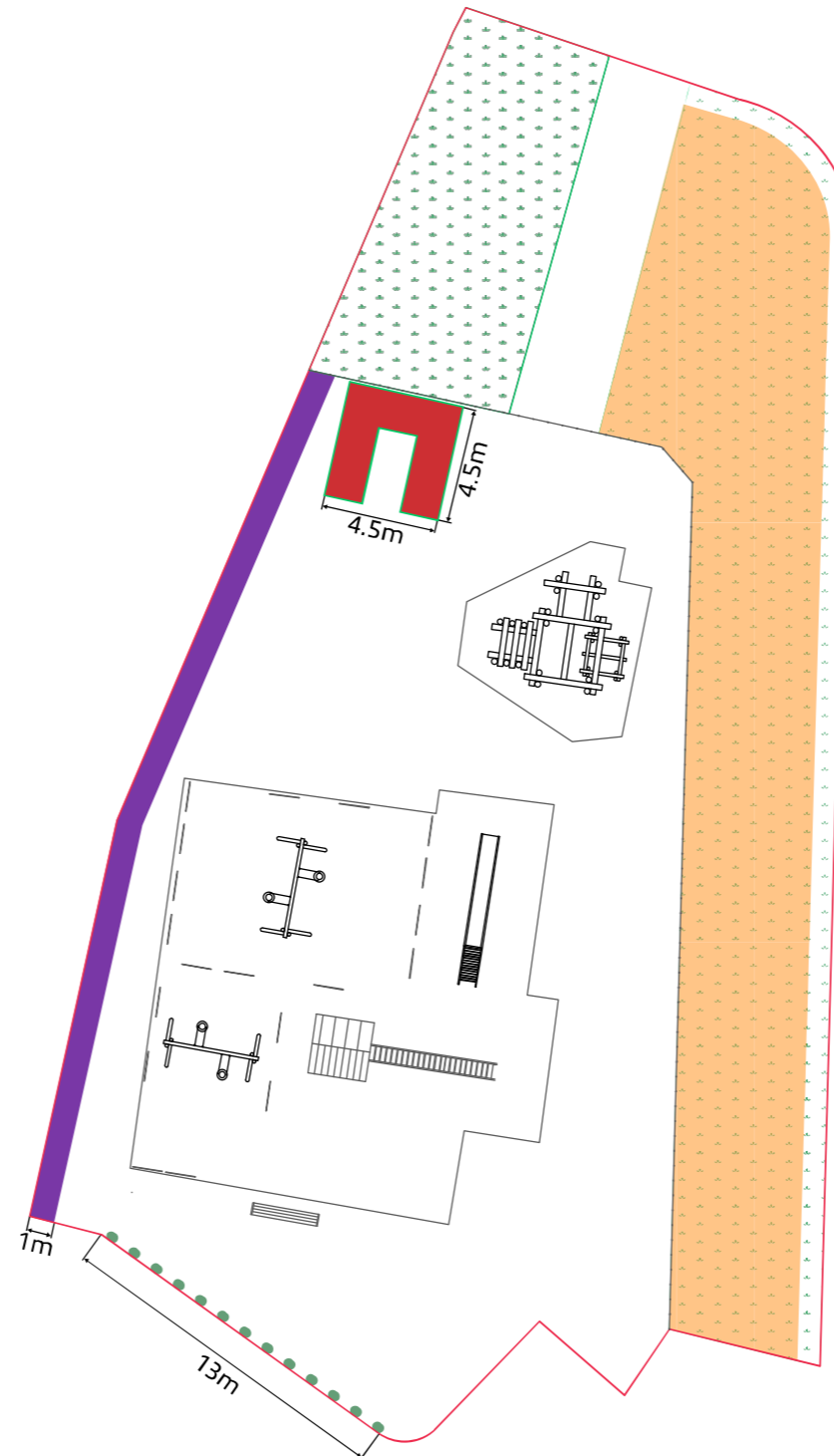
Turf to be stripped (apart from 1m wide existing grass margin along verge to be retained). Turf to be removed from site for recycling. Ground to be lightly cultivated and seeded with Emorsgate EM3F Wildflower mix (Total 1kg) EM3F Special General Purpose Wild Flowers - Emorsgate Seeds (wildseed.co.uk). Seed to be mixed with sand to assist with sowing. Wildflower meadow to be cut annually in autumn with cuttings removed and margin maintained as short grass.






Raised Planter for Food Growing

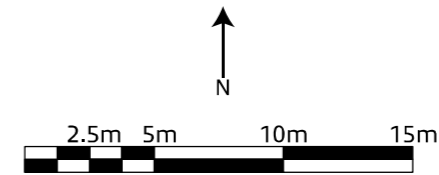
Planter (see plan- for overall dimensions), to be constructed from oak sleepers (each sleeper 200mm wide and 100mm deep) to a depth of 600mm (6 sleepers deep). Sleepers to be screwed together. First course to be set on level bed of rubble/mortar as required. Inside of planter to be lined with geotextile. Planter bed to have 75mm deep gravel drainage bed covered with filter fleece. Planter to be filled up to level 50mm below upper edge weed-free sandy loam (approximately 7 m³). Bed to be planted with 'starter pack' of No. 96 mixed vegetable plugs. Species to include Swiss chard, beetroot, broccoli, cavello nero, strawberry, courgette, leek, rocket.

Green Wall (Ivy)

No.13 D shaped holes (40cm x 20cm) to be made against wall, excavated to 300mm and filled with sandy loam to 50mm below surface and planted with No. 13 native ivy *Hedera helix* supplied in 1 litre or 1.5 litre pots, supported with cane and bare soil mulched with shredded bark.



-  Raised planter for food growing
-  Wildflower meadow
-  Greenwall
-  Woodland edge planting
-  Existing amenity grass



Prepared by The GIC on behalf of Monmouthshire County Council
Contact: gary@thegic.com

Date of Issue: 201123
GIC_0001101

